

# Pergotenda Sospesa con Tiranti

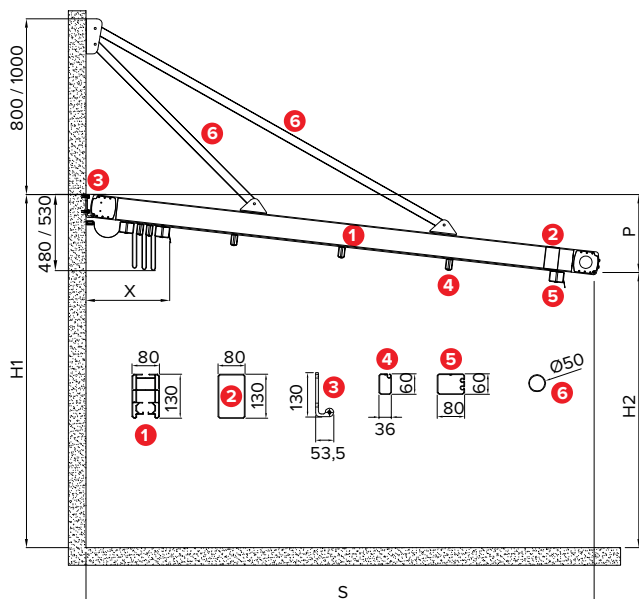


Peso medio  
Medium Weight

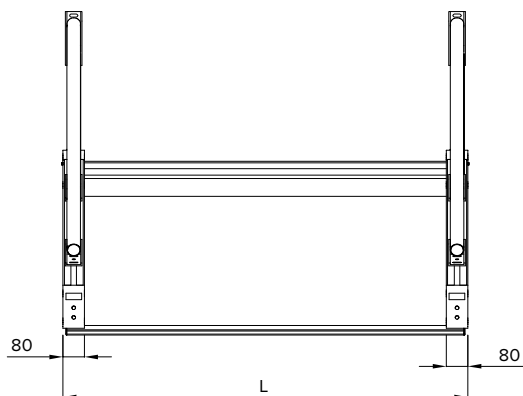


## Dati tecnici . Technical data

Quote espresse in mm - Dimensions in mm



Vista frontale . Frontal view



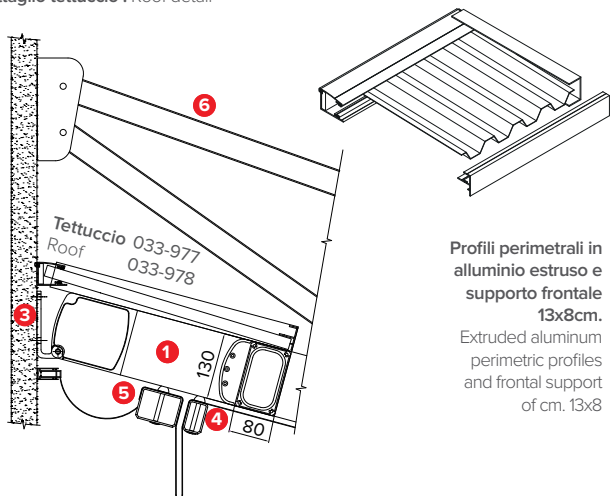
<b>Sporgenza</b> Projection	<b>S cm</b>	200	250	300	350	400	450	500
<b>Pendenza minima</b> Least inclination	<b>P cm</b>	14						
<b>Frangitratta intermedi indicativi</b> Indicative middle flowing profiles	<b>n°</b>	2	3	4	5	6	7	8
<b>Impacchettamento</b> Packing	<b>X cm</b>	47	52	57	62	67	72	77

# Pergotenda Sospesa con Tiranti

## Dettagli tecnici . Technical details

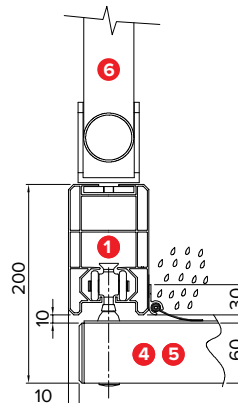
Quote espresse in mm - Dimensions in mm

Dettaglio tettuccio . Roof detail

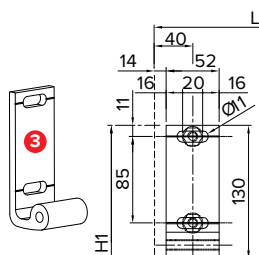


Profili perimetrali in alluminio estruso e supporto frontale 13x8cm. Extruded aluminum perimetric profiles and frontal support of cm. 13x8

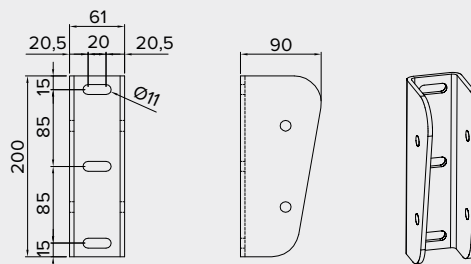
Profilo antivento . Antiwind profile 047 - 959



Staffa attacco parete . Wall application bracket



Piastra attacco tiranti . Plate for tie-rod connection



## Legenda tecnica . Technical legend

- 1 Guida . Rail
- 2 Traverso frontale . Frontal crossbeam
- 3 Staffa attacco parete . Wall application bracket
- 4 Frangitratta intermedio . Middle flowing profile
- 5 Frangitratta terminale . Last flowing profile
- 6 Tirante . Tie-rod

- H1 Altezza posteriore . Back height
- H2 Altezza frontale . Frontal height
- S Sporgenza . Projection
- P Pendenza . Inclination
- L Larghezza . Width
- X Impacchettamento . Packing

[www.modaedile.com](http://www.modaedile.com)

SENZA PIANTANE  
WITHOUT POLES